

W E L C O M E T O



V i e n n a , N o v e m b e r 0 6 / 2 0 1 9



Dr.med.univ.

Katharina Scheuba

MUW / UPENN 2019


www.GOINGINTERNATIONAL.eu

How to write a good consultation report

Pennsylvania Hospital of the University of Pennsylvania,
Philadelphia, PA, USA

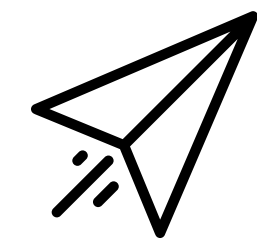
OUR GOALS

key points



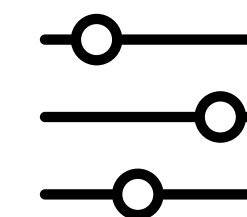
BRIEF

one-liner w/ CC
use abbreviations !




INFORMATIVE

all important information
SOAP



ALL DATA

history of present illness (HPI)
review of systems (ROS)
medications



PLAN

diagnosis ?
what's next ?

SOAP STRUCTURE

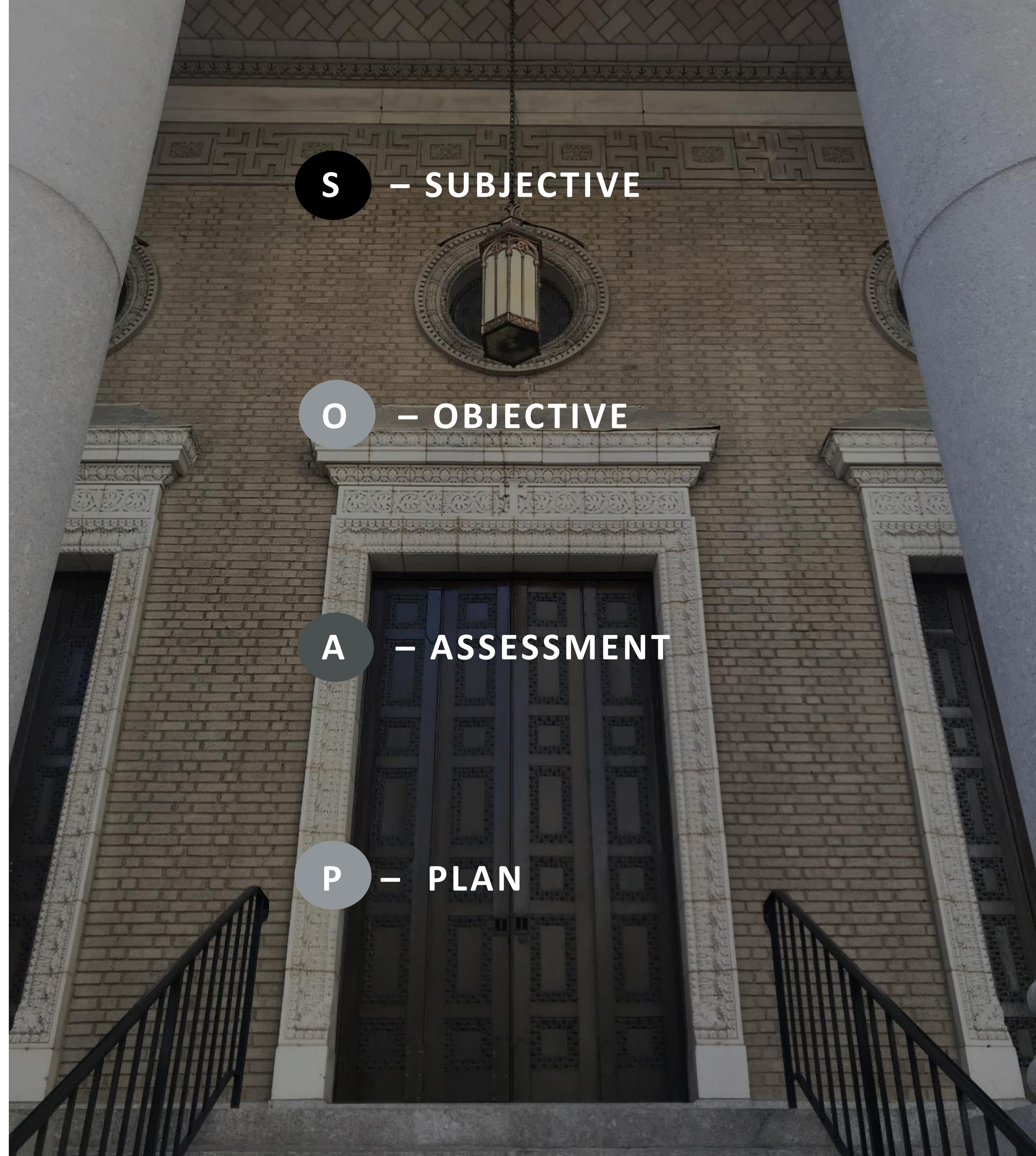
DETAILS

S – SUBJECTIVE

O – OBJECTIVE

A – ASSESSMENT

P – PLAN



HOW TO WRITE A GOOD CONSULT REPORT

SUBJECTIVE



HISTORY OF PRESENT ILLNESS (HPI)

→ chief complaint



PAST MEDICAL HISTORY

+ family & social history

+ allergies

+ medications



REVIEW OF SYSTEMS (ROS)

structured (template)

→ focused on CC

OBJECTIVE



PHYSICAL EXAM

all systems

→ focus on system of CC




LABS

+ blood work

+ urine analysis

+ results of testing (f.e. BM bx, etc)

etc.



IMAGING

CXR / MRT / CT

+ conclusions


HOW TO WRITE A GOOD CONSULT REPORT

ASSESSMENT



DIAGNOSIS

reason for CC



DIFFERENTIAL DIAGNOSIS

+ reasons for exclusion / discussion



OPEN QUESTIONS

list open questions

& pending results



WORK-UP

in case further work-up is needed

→ referrals

HOW TO WRITE A GOOD CONSULT REPORT


PLAN



MANAGEMENT

timetable

open questions ?



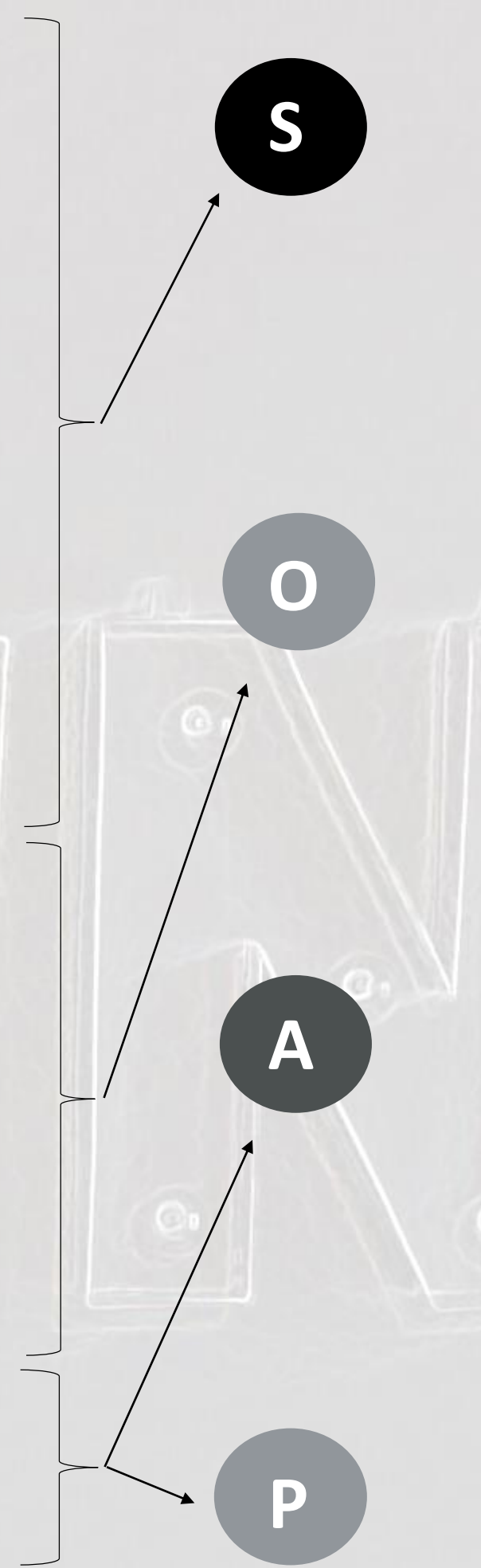
THERAPY

plan of treatment

+ follow-up dates

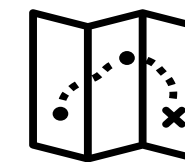
EXAMPLARY LAYOUT

- **ONE LINER** ✓ CC
- **HPI** ✓ interval history
- **PMHx / PSHx**
- **MEDs & ALLERGIES**
- **FHx & SHx**
- **ROS**
- **PHYSICAL**
- **DATA & LAB Review**
 - ✓ urine & blood work
 - ✓ procedure / test results
 - ✓ imaging
 - ✓ pathology
- **ASSESSMENT / PLAN**
 - ✓ diagnosis
 - ✓ problem list
 - ✓ argue differential dx



ONE LINER

- all important information to this pt at one glance !



PLAN / ASSESSMENT

- give your assessment
- differentials & why excluded
- open orders / referrals
- suggestions for further testings needed

EXAMPLE



ONE LINER

all important information to this pt
at one glance !

- Who is she/he ?
- What's the current problem ?
- What's the pertinent PMHx ?

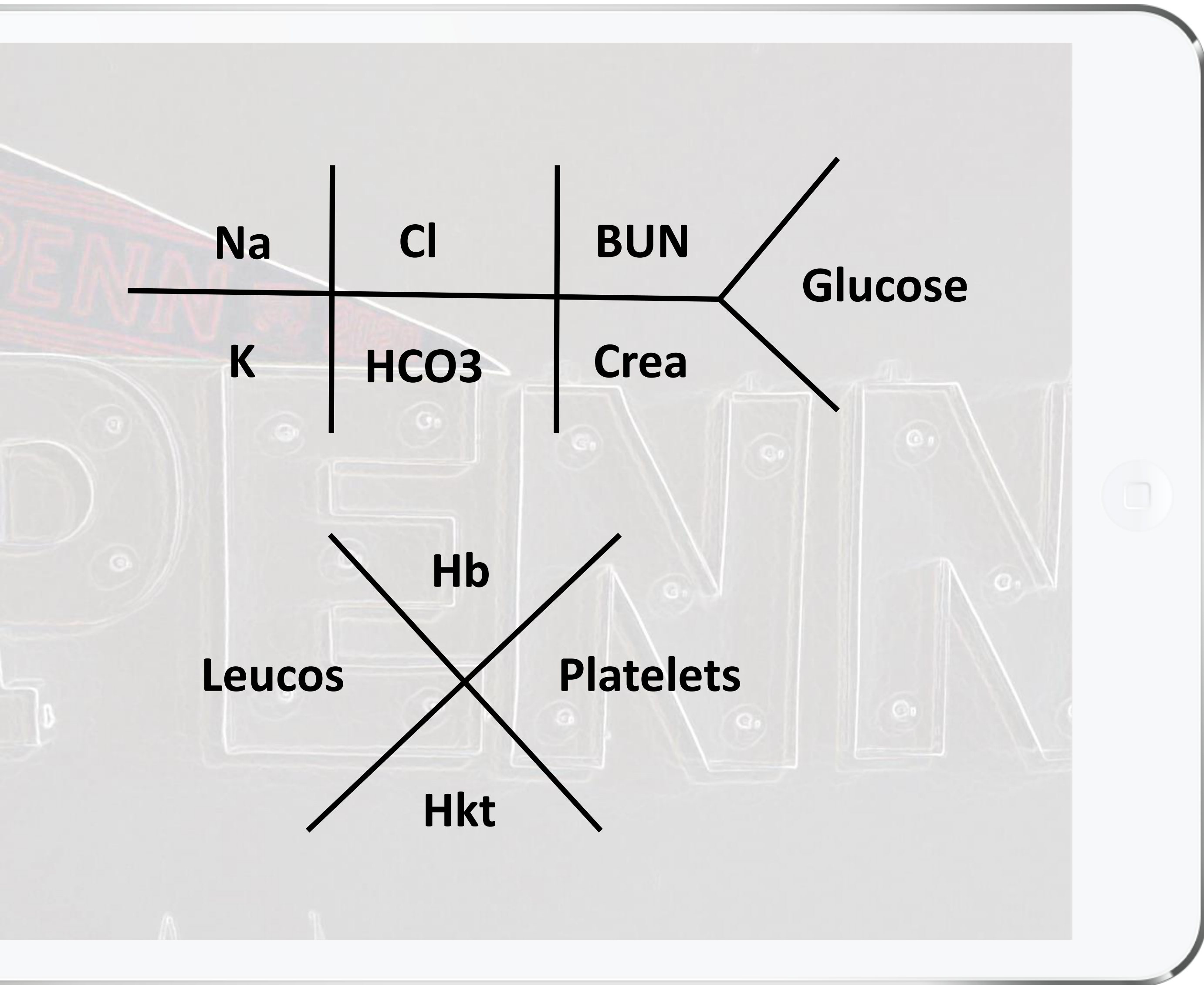
„Pt is a 70 y/o F w/ recent diagnosis of laryngeal SCC and PMHx of T2DM, HTN, CKD (baseline Crea 1.6), CVA, CAD, PAD and OSA (on CPAP). She is on POD#3 s/p laryngectomy & BLND.“

EXAMPLE



LABS

- structure

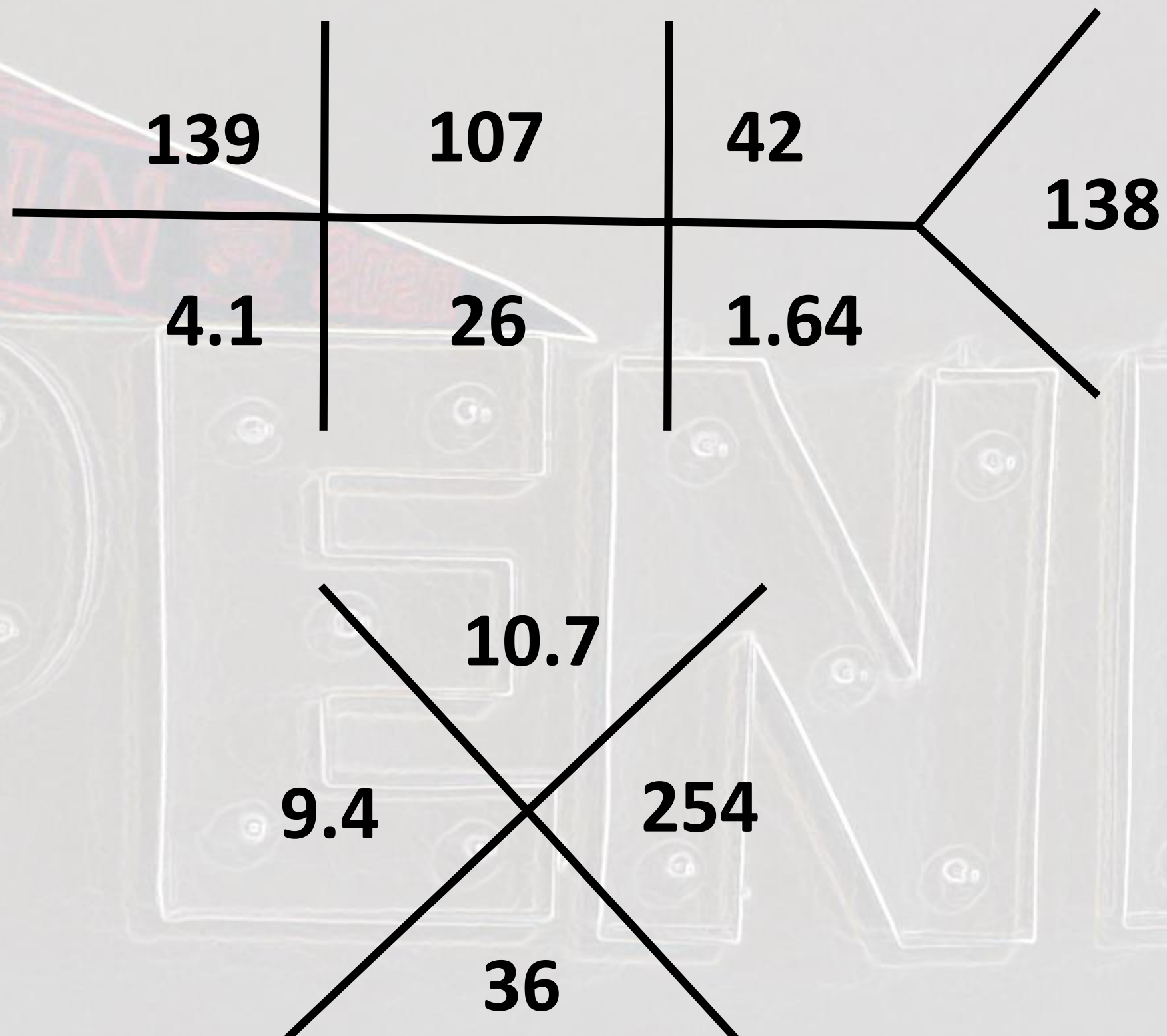


EXAMPLE



LABS

- structure



THANK YOU FOR YOUR ATTENTION

special thanks to **Gerhard Polak & David Henry** for making this possible



office@goinginternational.org

for questions



+43/1 798 25 27

contact



www.GOINGINTERNATIONAL.eu

for further information

Dr.med.univ. Katharina Scheuba