
USMLE Step 2 Clinical Skills (CS)

Erfahrungsbericht

Anna Cho

USMLE Step 2 Clinical Skills (CS)

- **Meine Prüfung:** 12.3.2019
- Erste Prüfung von allen USMLE Prüfungen
- **Wieso?**
 - Optionen - nach Studium / FA-Ausbildung
 - Zukünftige „**Clinical Fellowships**“ in den USA
 - Kennenlernen von anderen Gesundheitssystemen

Inhalt

- Was ist USMLE Step 2 CS überhaupt?
- Was kostet die Prüfung?
- Wie funktioniert die Anmeldung?
- Welche Prüfungszentren gibt es?
- Wie bereitet man sich vor?
- Wie schaut die Prüfung am Prüfungstag aus?

Was ist USMLE Step 2 CS überhaupt?

- **Teil der USMLE Prüfungen bzw. praktischer Teil von Step 2**
- **dient zur Überprüfung von ...**
 - **klinische Fähigkeiten,**
 - **Umgang mit Patienten**
 - **und medizinische Umgangssprache**
- **unabhängig von anderen USMLE Prüfungen**
- **keine „richtige“ Reihenfolge**

Aufbau der Prüfung

- **Dauer: insgesamt bis zu 8 Stunden für 12 Fälle**
- **25 Minuten pro Fall**
 - **15 min für „Patient Encounter“:**
 - Anamnese
 - Symptom-orientierte physikalische Untersuchung
 - Aufklärung über weiteres Procedere (Blutabnahme, Bildgebung)
 - Beratung über Lebensstillmodifikation
 - Fragen von Patienten
 - **10 min für “Patient Note“ am PC**

Aufbau der Prüfung

- **mit kurzen Pausen...**
 - **nach 3. Fall: 10 min**
 - **nach 6. Fall: 30 min - Mittagspause**
 - **nach 9. Fall: 10 min**

Kosten

Application for ECFMG Certification

	Fee(s)	How to Apply	More Information
Application for ECFMG Certification	\$135	on-line using IWA	Application for ECFMG Certification

Examination

Step 2 CS	\$1,580 - Examination Fee	on-line using IWA	Examination Requirements
-----------	---------------------------	-----------------------------------	--

- ab Anmeldungsdatum: Prüfungszeitrahmen für ein Jahr
- Prüfungstermin innerhalb dieser Zeit selbstständig vereinbaren

Kosten

Was ist wenn ich die Prüfung innerhalb der Prüfungszeit von einem Jahr nicht machen kann?

<i>Example: Appointment Change Fees for CS Examinations</i> Fees (listed in US dollars) effective as of January 1, 2019		
Scheduled Test Date	Cancel Date(s)	Fee
July 15	On or before June 30	No Fee
	July 1 – July 12	\$400
	July 13	\$645
	July 14	\$1290

>15 Tage: keine zusätzlichen Gebühren

Anmeldung

onlineservices@ecfm.org

Inbox - Exchange 6. November 2018 at 09:20



Your USMLE Step 2 CS Exam Application

To: Anna Cho <anna.cho@live.at>

Dear Anna Cho:

Your USMLE® Step 2 CS application has been accepted. Your USMLE Step 2 CS scheduling permit is now available. To access it, log in to ECFMG®'s Interactive Web Applications (IWA) at <https://iwa2.ecfm.org>. A copy is also attached for your convenience.

YOU MUST BRING YOUR SCHEDULING PERMIT TO THE TEST CENTER ON YOUR SCHEDULED DATE. You may print your permit or present it electronically (e.g., via Smartphone). If, on the day of your exam, you are unable to access the permit electronically for any reason, you must present a paper copy. We strongly encourage you to print your scheduling permit at least several days in advance of your scheduled test date to avoid any problems accessing or printing your permit on test day.

Refer to the instructions on the scheduling permit to schedule your test date.

Please note: ECFMG may provide your medical school with data on your USMLE performance. You have the option to withhold the result of this Step 2 CS administration from your medical school by submitting a request through IWA. Be sure you read and understand the Important Information Regarding ECFMG's Provision of Performance Data to Medical Schools at <https://iwa2.ecfm.org/perfdatanotice.asp> before you submit a request to ECFMG to withhold your result from your medical school.

If you have any questions, please contact ECFMG Applicant Information Services at info@ecfm.org or call (215) 386-5900.

Sincerely,

ECFMG Staff

Disclaimer

The information contained in this communication from **ECFMG® / Educational Commission for Foreign Medical Graduates** is confidential. It is intended solely for use by the recipient and others authorized to receive it. If you are not the recipient, you are hereby notified that any disclosure, copying, distribution or taking action in relation of the contents of this information is strictly prohibited and may be unlawful.

This email has been scanned for viruses and malware, and may have been automatically archived by **Mimecast Ltd.**

Anmeldung

United States Medical Licensing Examination® Step 2 Clinical Skills (CS) Scheduling Permit

IMPORTANT DOCUMENT - TAKE TO TEST CENTER

Name: [REDACTED]
USMLE ID #: [REDACTED]
Eligibility Period: 11/6/2018 12:00:00 AM - 11/6/2019 12:00:00 AM

This Scheduling Permit authorizes you to sit for Step 2 CS during the period noted above. **You must bring this permit to the test center in order to take your exam. You may print this permit or present it electronically (e.g. via Smartphone).**

If, on the day of your exam, you are unable to access the permit electronically for any reason, you must present a paper copy. Review the *USMLE® Bulletin of Information* on the USMLE website, www.usmle.org, for specific scheduling and testing procedures. Test center addresses and travel information are available on the Clinical Skills Evaluation Collaboration (CSEC) website at <http://www.csecassessments.org/test-centers/>.

1. **SCHEDULE A TEST DATE:** If you need results by a deadline, review the [Step 2 CS Reporting Schedule](#) on the USMLE website prior to scheduling. To schedule an appointment, you can access Step 2 CS Calendar and Scheduling on the ECFMG website at www.ecfm.org. You will be required to login using your USMLE/ECFMG Identification Number and on-line services password. On-line scheduling is generally available 24 hours a day, 7 days a week. You will be prompted to print out your

Name: Cho Anna
USMLE ID #: [REDACTED]
Eligibility Period: 11/6/2018 12:00:00 AM - 11/6/2019 12:00:00 AM

This Scheduling Permit authorizes you to sit for Step 2 CS during the period noted above. **You must bring this permit to the test center in order to take your exam. You may print this permit or present it electronically (e.g. via Smartphone).**

If, on the day of your exam, you are unable to access the permit electronically for any reason, you must present a paper copy. Review the *USMLE® Bulletin of Information* on the USMLE website, www.usmle.org, for specific scheduling and testing procedures. Test center addresses and travel information are available on the Clinical Skills Evaluation Collaboration (CSEC) website at <http://www.csecassessments.org/test-centers/>.

- **WHAT TO BRING:** Bring this Scheduling Permit, a white laboratory coat, stethoscope, and only necessary personal items with you to the test center.
- **PERSONAL ITEM STORAGE:** A small open storage cubical in a locked area and coat rack are available. **You must place all of your personal items, including cell phones, pagers, personal digital assistants (PDAs), watches, wallets, and two-way communication devices in the cubicle provided and turn them off before storing them.** Luggage may not be stored at the center.

5. **END OF TEST DAY:** The test center staff will provide you with a letter that confirms you appeared at the center to take the examination.

11/6/2018 12:00:00 AM

Anmeldung

ECFMG® EDUCATIONAL COMMISSION FOR FOREIGN MEDICAL GRADUATES

[About ECFMG](#) |
 [Programs](#) |
 [On-line Services](#) |
 [News](#) |
 [Resources](#)

For International Medical Graduates	For International Medical Schools	For All Users
IWA—Interactive Web Applications OASIS—On-line Applicant Status and Information System Step 2 CS Calendar and Scheduling CVS ON-LINE—Certification Verification Service On-line IAN—IMG Advisors Network EPIC—Electronic Portfolio of International Credentials Physician Portal	EMSWP—ECFMG Medical School Web Portal EPIC—Electronic Portfolio of International Credentials Report Portal For Residency Programs/Licensing Authorities CVS ON-LINE—Certification Verification Service On-line EVNet—Exchange Visitor Network	EPIC—Electronic Portfolio of International Credentials Report Portal World Directory—World Directory of Medical Schools Employment Application On-line Services Overview» Not sure which on-line service you need? Click here for a detailed description of what you can use each service to do.

Supporting International Accreditation Efforts

Applicant Portal

2023 accreditation

ELECTRONIC PORTFOLIO OF INTERNATIONAL CREDENTIALS

Be connected.
Be heard.
Be informed.®


Global educational exchange in medicine and the health professions

ECFMG's Foundation for Advancement of International Medical Education and Research

Last updated April 23, 2019.
 © Registered in the US Patent and Trademark Office.
 Copyright © 1996-2019 by the Educational Commission for Foreign Medical Graduates. All rights reserved.

[Terms](#) | [Privacy](#) | [Sitemap](#) | [Careers](#) | [Contact](#)
[Employee Login](#)

Anmeldung



United States Medical Licensing Examination®
Step 2 Clinical Skills (Step 2 CS)
Calendar and Scheduling

Login to Step 2 CS Calendar and Scheduling

If you have already received your **ECFMG On-line Services** password, enter your USMLE/ECFMG Identification Number and Password below to login.

USMLE/ECFMG Identification Number:	<input type="text"/>
	(8 digits, no dashes)
PASSWORD:	<input type="password"/>
	<input type="button" value="Login Now"/>

If you forgot your password, click [here](#).


If you forgot your USMLE/ECFMG Identification Number, click [here](#).

If you have never been issued a USMLE/ECFMG Identification Number and want to request one, click [here](#).

If you have a USMLE/ECFMG Identification Number, but you are a first-time user of **ECFMG On-line Services**, click [here](#) to establish an account.

® Registered in the U.S. Patent and Trademark Office.
Copyright © 2001-2013, 2015-2019 Educational Commission for Foreign Medical Graduates. All rights reserved.
[Terms](#) | [Privacy](#)

Anmeldung



United States Medical Licensing Examination®
Step 2 Clinical Skills (Step 2 CS)
Calendar and Scheduling

[Help](#) | [Logout](#)

USMLE ID: [REDACTED]

Our records indicate that you are not registered for Step 2 CS.

Select a test center to view the calendar of available test dates within your eligibility period at that center.

TEST CENTERS

- Philadelphia
- Atlanta
- Los Angeles
- Chicago
- Houston

Anmeldung

Select a test center to view the calendar of available test dates within your eligibility period at that center.

TEST CENTERS

- Philadelphia
- Atlanta
- Los Angeles
- Chicago
- Houston

February 2020						
S	M	T	W	T	F	S
						1
2	3 AM	4 AM	5	6	7	8
9	10	11	12	13	14	15
16	17	18 AM	19 AM	20 AM	21 AM	22
23	24 AM	25 AM	26 AM	27 AM	28 AM	29

- No testing spaces available or the test center is not open for testing
 - 3 or more testing spaces available
 - 2 or fewer testing spaces available
 AM - Morning session
 PM - Afternoon session

Anmeldung

Welches Prüfungszentrum nehme ich am besten?

Anmeldung

5 Prüfungszentren:

- 1) Atlanta**
- 2) Los Angeles**
- 3) Chicago**
- 4) Philadelphia**
- 5) Houston**

Anmeldung

5 Prüfungszentren:

4) Philadelphia

- das Prüfungszentrum für alle “East Coast Universities“
- sehr wenige IMGs - an meinem Prüfungstag: nur ich
- „schwieriger“, „nicht gut verständliche Aussprache von Schauspieler“
- + sehr viele Termine (außer September - Dezember)

Anmeldung

5 Prüfungszentren:

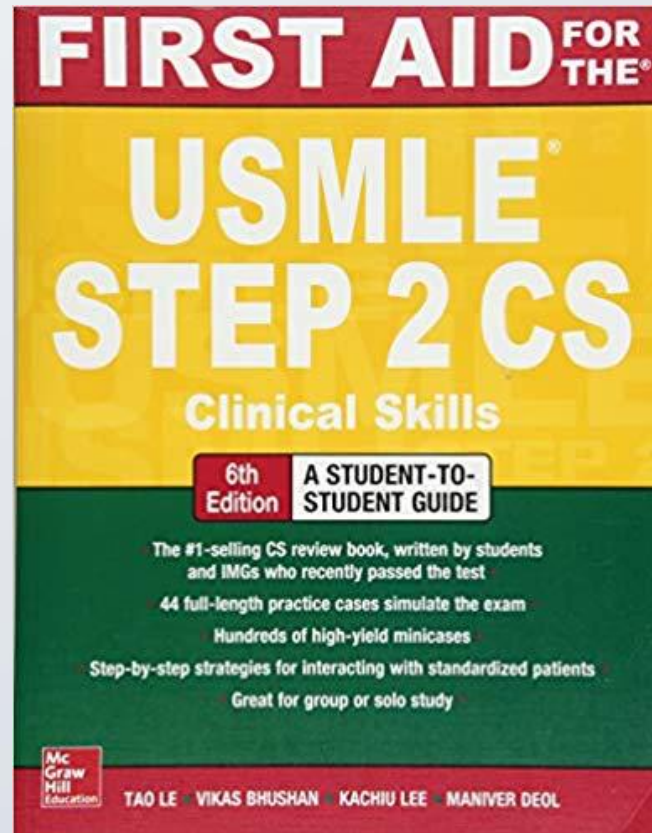
5) Houston

- + sehr wenige AMGs, daher „besserer“/“einfacher“
- / + das beliebteste Prüfungszentrum für IMGs
- sehr schwierig Termine zu bekommen,
außer bei frühzeitiger Planung von 3-6 Monate

Vorbereitung

Wie bereite ich mich am besten vor?

Vorbereitung



ca. 50 USD

Vorbereitung

Andere Anbieter:

UWORLD

Welcome

History Taking

- General History
- Complete RDS
- OB/Gyn History
- Sexual History
- Psychiatry History
- Special Situations
- Sample Hx Video 1
- Sample Hx Video 2

Physical Examination

Physical Exam Videos

- Neurology**
 - Knee Reflex
 - CNS/Cranial Nerves
 - CNS/Cranial Nerves2
 - Upper extremities
 - Lower extremities
 - Pronator Drift
 - Upper extremities
 - Lower extremities
 - Cerebellar signs1
 - Cerebellar signs2
 - Meningeal signs
- HEENT**
- Pulmonology**
- Cardiovascular**
- Abdomen**
- Musculoskeletal**
- Miscellaneous**

Communication Skills

- Closing the encounter
- Documentation
- Tips for the Exam
- Sample Cases
- Practice Cases
 - Case1
 - Case2
 - Case3
 - Case4
 - Case5

Dark urine Print

Doorway information about patient

The patient is a 20-year-old man who comes to the clinic complaining of dark urine for 5 days.

Vital signs

- Temperature, 98.0 F (36.7 C)
- Blood pressure, 122/80 mm Hg
- Heart rate, 74/min
- Respiratory rate, 14/min

History

HPI

- Describe what you mean by dark urine?
- When did you first notice the dark urine?
- Is/was there any blood in the urine?
- Is it consistently the same color throughout the day?
- Have you noticed a decrease or increase in volume?
- Do you have any pain associated with this?
- Have you had any abdominal pain or bloating?
- Have you had any fever or chills?
- Do you have any nausea or vomiting?
- Do you have any diarrhea?
- Have you eaten anything (eg, berries, spinach) that could cause this change in color?
- Have you had any recent injury/trauma?
- Do you do heavy exercise?

AMBOSS

AMBOSS

USMLE Step 2 CS I

History of present illness

- Chief complaint
 - I have problems swallowing food.
- Onset
 - It started around 6 months ago.
 - It is not there all the time.
- Constant/intermittent
- Prevalence
 - None
 - It is getting worse
 - Previously resolved
- Well, I have reflux. So at the beginning I had a lot of heartburn.
- Frequency
 - Pretty much always when I eat things like meat and dairy.
- Alleviating factors
 - I have to eat slowly and chew carefully.
- Aggravating factors
 - It is not as bad when I eat soft foods.
- Associated symptoms
 - Fullness
 - Loss of weight
 - Regurgitation
 - Intensity
 - Maybe a 3-4
 - Quality
 - It is like someone is sitting on my chest.
 - Pain during exercise/pain without trigger
 - It has never happened when I comb the stairs or when I climb.
- Review of systems specific to dysphagia
 - Recent travel
 - I went to Japan 6 months ago
 - Nausea/vomiting
 - No
 - Heartburn
 - I have to cough up some food

Vorbereitung

Andere Anbieter: <http://usmle-cspractice.com>

09:3

PHYSICAL EXAMINATION: Describe any positive and negative findings relevant to this patient's problem(s). Be careful to include *only* those parts of examination you performed in *this* encounter.

IMPORTANT!

HISTORY: Describe problem(s).
hi

DATA INTERPRETATION: Based on *what* complaint(s). List your diagnoses from most likely to least likely from the history and the physical examination. List your diagnosis (e.g. restricted physical examination).

Diagnosis #1

History Finding(s)

↓

Diagnosis #2

History Finding(s)	Physical Exam Finding(s)

[Add a Row](#)

Diagnosis #3

History Finding(s)	Physical Exam Finding(s)

[Add a Row](#)

Diagnostic Study/Studies

[Add a Row](#)

Meine Vorbereitungszeit

- **ca. 4 Wochen**
- nach der Arbeit, je nach Tagesverfassung
- **unter der Woche:** (fast) täglich, ab 18.30 oder später ...
 - Skype Partner oder MitbewohnerInnen: 2-3 Fälle
 - Tippen. Tippen. Noch mehr Tippen..
- **am Wochenende:**
 - ersten 2 Wochen nur Sonntags, dann die letzten 2 Wochen Sa+So
 - Live Partner in der Bibliothek oder Coffee Shop: 5-6 Fälle
 - Tippen. Tippen. Noch mehr Tippen..
 - Fehleranalyse von der gesamten Woche

Prüfung

Wie läuft die Prüfung ab?

Tag vor der Prüfung

- empfohlen sich zu entspannen
- *bei mir:*
 - wichtigsten Notizen am Vormittag angeschaut
 - Prüfungszentrum gesucht + Taxi für den Prüfungstag bestellt
 - ab Nachmittag nicht mehr an die Prüfung gedacht
 - sehr früh schlafen gegangen

Am Tag der Prüfung

- **Folgende Sachen sind zum Mitbringen:**
 - **Weißer Mantel - wenn möglich ohne Logo**
 - **Stethoskop**
 - **Ausweis (Reisepass)**
 - **Bescheid über Prüfungsanmeldung**
 - ***optimal: Snacks***

Am Tag der Prüfung

- Nicht erlaubt

Not Permitted

				
Pens	Cameras	Recorders	Examination Notes of Any Kind	Reading Materials
				
Watches	Jewelry (Excluding wedding and/or engagement rings)	Cellphones	Pagers	Tablet PCs
				
iPods/ Media Players	Fitness and Tracking Monitors	Purses and Wallets	Any Device with Transmitting or Receiving Capabilities (e.g. Bluetooth)	Medical Equipment (other than a Standard Stethoscope)

Am Tag der Prüfung

- Insgesamt 24 TeilnehmerInnen
- Anmeldung am Front Desk
- 2 Nummerschilder für den Mantel, z.B. Rot/Blau #1-12



Am Tag der Prüfung

- Spind und Sitzplatz mit der gleichen Nummer



Prüfungsablauf

- **Zu Beginn: Video über den Testablauf (online)**
- **Möglichkeit um die Patientenliege, Blutdruckmanschette, Otoskop, aber auch Seife und Desinfektionsmittel (Zeit bis Eintrocknen des Desinfektionsmittels) auszuprobieren**



Prüfungsablauf

- Aufteilung in den Gruppen, Aufstellung nach Nummer
- Betreten vom Prüfungsbereich



Prüfungsablauf

EXAMINEE INSTRUCTIONS - ARIEL BINGHAM

1. Opening Scenario

Ariel Bingham, a 32-year-old female, has come to the physician's office today because of headaches.

2. Vital Signs

Temperature: 98.2°F (36.8°C)

Blood Pressure: 110/70mm Hg

Heart Rate: 74/min

Respirations: 16/min


Prüfungsablauf



Prüfungsablauf



Prüfungsablauf



Nach der Prüfung

Abwarten ...

ECFMG® EDUCATIONAL COMMISSION FOR FOREIGN MEDICAL GRADUATES

[About ECFMG](#)
[Programs](#)
[On-line Services](#)
[News](#)
[Resources](#)

[Results Reporting Schedule for Step 2 CS](#)
[Click here for 2020 schedule](#)

2019 Reporting Schedule – Step 2 CS		
Testing Period	Reporting Period	
<i>For examinees who test</i>	<i>Reporting start date</i>	<i>Reporting end date</i>
January 1 through January 26	March 6	March 27
January 27 through March 23*	April 24	May 22
March 24 through May 18*	June 19	July 17
May 19 through July 13	August 14	September 11

On the go?
 Download our mobile app.

Nach der Prüfung

OASIS General Information | Personal Settings | Log Out

USMLE/ECFMG ID: [REDACTED] **Name:** Anna Cho

[Applicant Contact Information](#)

[Application For ECFMG Certification Information](#)

[USMLE® Application Information](#)

[Financial Account Summary](#)


[Score Report Information](#)

[Medical Education Credentials and Standard ECFMG Certificate](#)

[USMLE Transcripts](#)

[ERAS® Support Services](#)

USMLE Electronic Score Reports

Exam	Exam Date	Available Until
 Step 2 CS	12 Mar 2019	23 Apr 2020

Please note that the above Score Report(s) are saved in PDF format. To view and/or print this report, you must have the Adobe® Acrobat Reader software. If you do not have the Acrobat Reader, you can get a free copy by clicking [here](#) and following the instructions.

USMLE Exams

Your Most Recent USMLE Step 1 Score

Exam Date:

Score Report Date:

Nach der Prüfung

Cho, Anna

USMLE ID: XXXXXXXXXX

Test Date: March 12, 2019

The USMLE is a single examination program consisting of three Steps designed to assess an examinee's understanding of and ability to apply concepts and principles that are important in health and disease and that constitute the basis of safe and effective patient care. Step 2 is designed to assess whether an examinee can apply medical knowledge, skills, and understanding of clinical science essential for the provision of patient care under supervision, including emphasis on health promotion and disease prevention. The inclusion of Step 2 in the USMLE sequence is intended to ensure that due attention is devoted to principles of clinical sciences and basic patient-centered skills that provide the foundation for the safe and competent practice of medicine. There are two components to Step 2: a Clinical Knowledge (CK) examination and a Clinical Skills (CS) examination. This report represents results for the Step 2 CS examination only. Results of the examination are reported to medical licensing authorities in the United States and its territories for use in granting an initial license to practice medicine. The overall Pass/Fail outcome provided below represents your result for the administration of the Step 2 CS on the test date shown above.

<i>Overall Pass/Fail Outcome</i>
PASS

The overall outcome for Step 2 CS, reported above, is based upon the minimum passing levels set by USMLE for the three Step 2 CS subcomponents. The three subcomponents are Integrated Clinical Encounter (ICE), Communication and Interpersonal Skills (CIS), and Spoken English Proficiency (SEP). It is necessary to pass all three subcomponents in order to obtain an overall passing outcome on the Step 2 CS. Results for the three Step 2 CS subcomponents are reported below.

<i>ICE</i>	<i>CIS</i>	<i>SEP</i>
PASS	PASS	PASS

Beurteilung der Prüfung

- Integrated Clinical Encounter (ICE)
- Communication and Interpersonal Skills (CIS)
- Spoken English Proficiency (SEP)

The overall outcome for Step 2 CS, reported above, is based upon the minimum passing levels set by USMLE for the three Step 2 CS subcomponents. The three subcomponents are Integrated Clinical Encounter (ICE), Communication and Interpersonal Skills (CIS), and Spoken English Proficiency (SEP). It is necessary to pass all three subcomponents in order to obtain an overall passing outcome on the Step 2 CS. Results for the three Step 2 CS subcomponents are reported below.

ICE	CIS	SEP
PASS	PASS	PASS

**Um die Prüfung positiv zu bestehen,
müssen alle drei Teile positiv
absolviert werden !**

USMLE Step 2 CS.....

- **sehr anstrengender Prüfungstag**
 - **Vorbereitung und Routine**

- ***Selbstbewusstsein und Empathie***

Danke für Ihr Interesse

Anna Cho

get further Information by

www.goinginternational.eu